



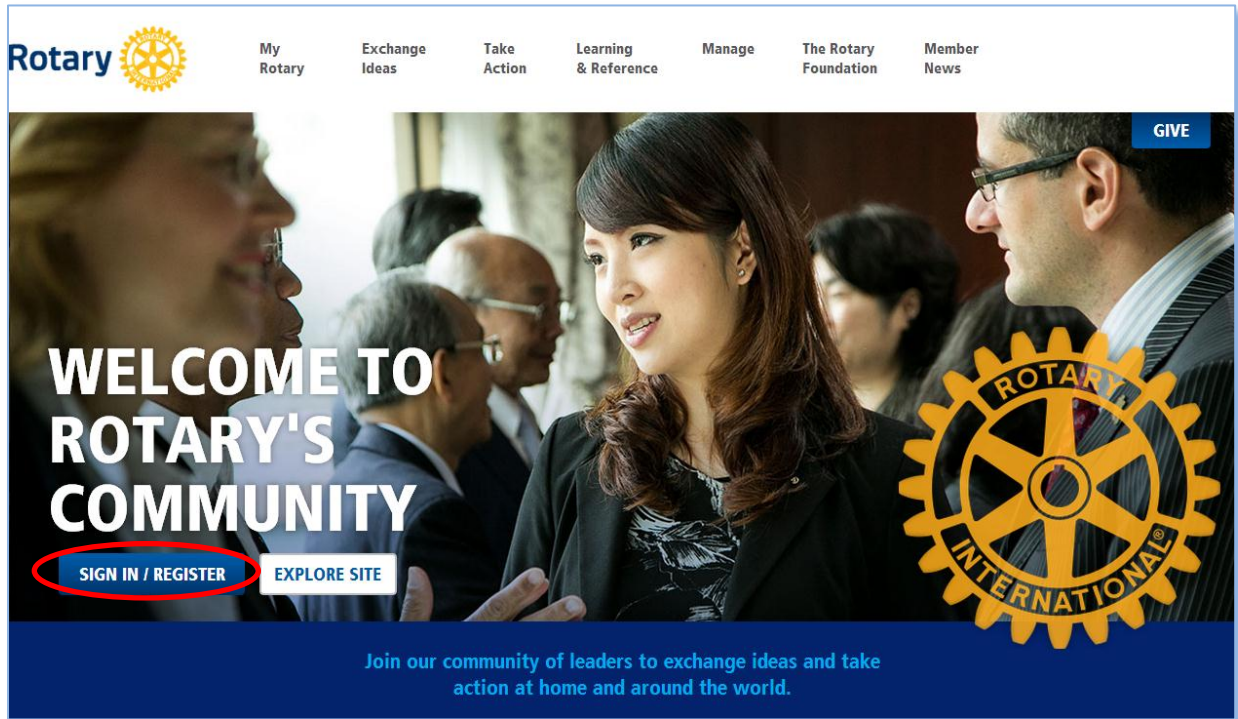
GLOBAL GRANT ONLINE APPLICATION PROCESS

The following screen shots will help you navigate the global grant online application process. For more information about global grants, visit www.rotary.org/grants.

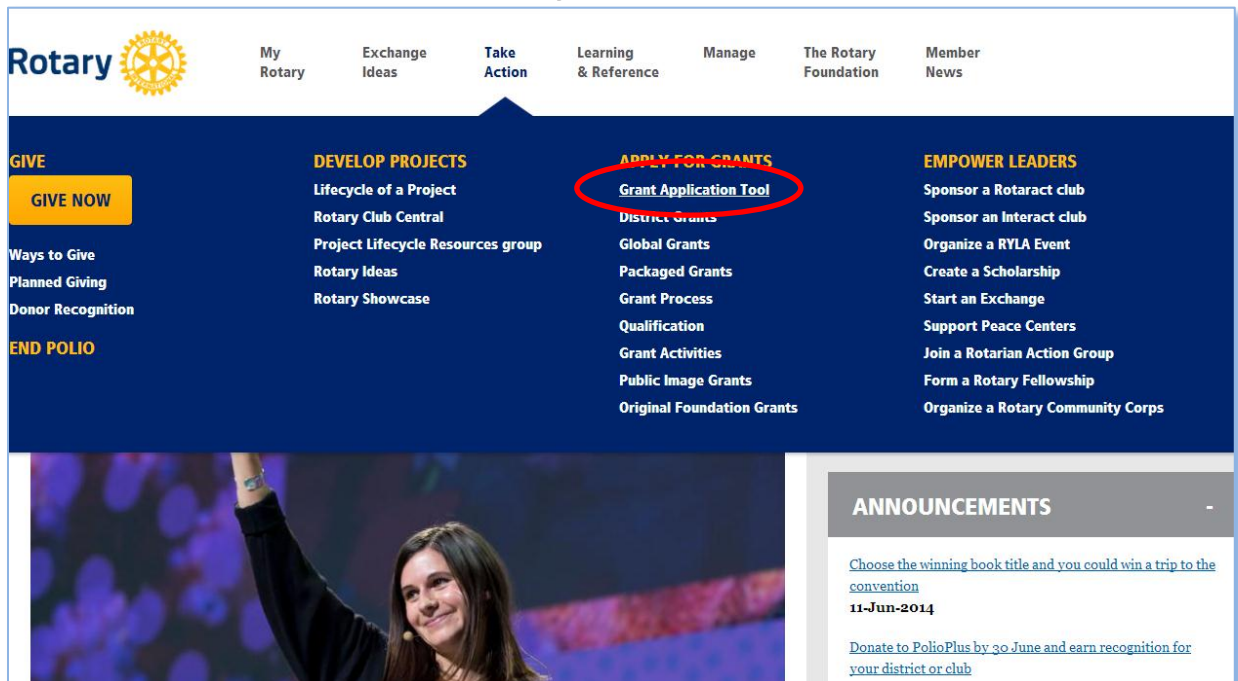
Click on **My Rotary** on rotary.org



Click **Sign In / Register**. The first time you use the website you will be prompted to 'Register', regardless of whether you are a Rotarian or not. Use your primary email address as your ID. You will be sent an email with further information to complete the registration process. Be sure to check your email for this message! Sometimes it goes to your spam folder the first time.



Hover over **Take Action** and under **Apply for Grants** click on **Grant Application Tool**



If you have more than one role within Rotary, you might need to confirm your role for this application.

The screenshot shows the Rotary website's 'CONFIRM YOUR ROLE' page. The navigation bar includes 'Rotary' with the logo, 'My Rotary', 'Exchange Ideas', 'Take Action', 'Learning & Reference', 'Manage', 'The Rotary Foundation', and 'Member News'. Below the navigation bar, there is a breadcrumb trail: 'Home | Confirm your role' and a 'GIVE' button. The main heading is 'CONFIRM YOUR ROLE' in large blue letters. Below it, the text reads 'YOU HAVE MORE THAN ONE ROLE AND/OR CLUB.' and 'To continue, please select one of your current, past, or future roles if applicable.' There are three radio button options: 'MEMBER', 'CLUB PRESIDENT' (which is selected), and 'MAKE THIS MY PRIMARY ROLE.' A yellow button labeled 'CONTINUE TO THE APP' is positioned below these options. On the right side, there are social media icons for Facebook, Twitter, LinkedIn, a plus sign, email, and a printer icon. Below these icons, the text says 'Tell us your role and your goal. We'll get you there.' There are two dropdown menus: 'I am a...' and 'I want to...'. A 'GIVE' button is also present in the top right corner of the page.

If you have not previously started a grant, the website may direct you to the page below first. Click on **Grant application tool** and you will be taken to the Rotary Grants page.

The screenshot shows the Rotary website's 'APPLY FOR GRANTS' page. The navigation bar includes 'Rotary' with the logo, 'My Rotary', 'Exchange Ideas', 'Take Action', 'Learning & Reference', 'Manage', 'The Rotary Foundation', and 'Member News'. Below the navigation bar, there is a breadcrumb trail: 'Home | Learning & Reference | Learn by Topic | Apply for Grants' and a 'GIVE' button. The main heading is 'APPLY FOR GRANTS' in large blue letters. Below the heading, there are two images: one showing a woman hugging a child, and another showing two men working with a tool. Below the images, the text reads 'The Rotary Foundation offers grants that support a wide variety of projects, scholarships, and training that Rotarians are doing around the world. Explore the grant types and find one that's right for your project.' There is a list of links: 'Grant application tool' (circled in red), 'District grants', 'Global grants', 'Packaged grants', 'Qualification', 'Grant process', 'Grant activities', and 'Original Foundation grants'. On the right side, there are social media icons for Facebook, Twitter, LinkedIn, a plus sign, email, and a printer icon. Below these icons, the text says 'Tell us your role and your goal. We'll get you there.' There are two dropdown menus: 'I am a...' and 'I want to...'. Below the dropdown menus, there is a 'FEATURED STORY' section with a photo of three women in green graduation gowns. The text below the photo reads 'Training nurses to save mothers and babies in East Africa' and 'A partnership between Aga Khan University and Rotary is turning working nurses into professionals.' A 'GIVE' button is also present in the top right corner of the page.

This is the main Rotary Grants application page. To begin a global grant, click on **Global Grants**. For optimal functionality, log in to the application using a personal computer, rather than a mobile device.

Rotary Grants

Home

District Qualification

District Grants

Global Grants

Packaged Grants

© 2013 Rotary International
[Privacy](#) [Terms](#) [Help](#) [Donate](#)

Rotarians are taking part in grants all around the world.

Here's how you can get involved:

District Qualification

Before applying for grants, district officers agree to implement the financial and stewardship requirements in the memorandum of understanding (MOU) by completing the online qualification process.

District Grants

District grants are block grants that allow clubs and districts to address immediate needs in their communities and abroad.

Global Grants

Global grants, which range from \$15,000 to \$200,000, fund large international humanitarian projects, vocational training teams, and scholarships that have sustainable, measurable outcomes in one or more of the areas of focus.

Packaged Grants

Packaged grants allow clubs and districts to work with Rotary's strategic partners to implement pre-designed projects.

[Learn more about Rotary Foundation Grants](#)

Click **Start** to begin **First Steps**

Global Grants

Global grants, which range from US\$15,000 to US\$200,000, fund large international humanitarian projects, vocational training teams, and scholarships that have sustainable, measurable outcomes in one or more of the areas of focus.

Applying for a global grant starts with First Steps, which give you an opportunity to confirm that your activity meets global grant requirements.

[Read more](#)

Action My Grants Search

First Steps

Start

District Information

District Number:

District Status: Qualified

First Steps will give you an overview of the information that the application requires. Click through each page. Some sections have additional material that can be seen by clicking the **Read more** link.

- Welcome
- Overview
- Activity Types
- Areas of Focus
- Sustainability
- Review
- Begin Application

Welcome

Global grants fund large-scale projects and activities that:

- Align with one or more areas of focus
- Respond to a need the benefiting community has identified
- Include the active participation of the benefiting community
- Strengthen local knowledge, skills, and resources
- Provide long-term benefit to the community after the Rotary club or district has concluded its work
- Have measurable results
- Involve active Rotarian participation

Activities funded by global grants include:

- Humanitarian projects
- Vocational training teams
- Scholarships

Global grant applica
however, application

These pages outline
information that is re

If you have question
Rotary Foundation c

- Welcome
- Overview
- Activity Types
- Areas of Focus
- Sustainability
- Review
- Begin Application

Areas of Focus

Global grant sponsors are required to demonstrate in the application how their planned activities support the goals of one or more of the areas of focus. In addition, grant sponsors of humanitarian projects and vocational training teams must describe how they will measure impact in the area(s) of focus.



Peace and conflict prevention/resolution

Rotary supports the training, education, and practice of peace and conflict prevention and resolution.

[Read more](#)



Disease prevention and treatment

Rotary supports activities and training that reduce the cause and effect of disease.

[Read more](#)



Water and sanitation

Rotary supports activities and training to provide access to safe drinking water and basic sanitation.

[Read more](#)



Maternal and child health

Rotary supports activities and training to improve maternal health and reduce child mortality for children under five.

[Read more](#)



Basic education and literacy

Rotary supports activities and training to improve education for all children and literacy for children and adults.

[Read more](#)



Economic and community development

Rotary supports investments in people to create measurable and enduring economic improvement in their lives and communities.

At the end of **First Steps**, you will enter basic information about your grant. As the person logged in to the system, you will be identified as a primary contact. To begin the application, indicate whether you are the host or international sponsor and whether the project is being sponsored by your club or district. Then click **Add Primary Contact** and you will be directed to search for your Rotarian partner, as shown in the pop-up box below. The easiest way to search for a Rotarian is to look up his/her club or district then search among the members of that club or district.

The screenshot displays the 'Begin Application' step of the grant application process. At the top, a navigation bar includes 'Welcome', 'Overview', 'Activity Types', 'Areas of Focus', 'Sustainability', 'Review', and 'Begin Application'. The main section is titled 'Grant Title' and contains a text input field. Below this is the 'Primary Contacts' section, which includes instructions and a table with columns for Name, Club, Role, Sponsored by, and Serving as. An 'Edit' button is located to the right of the table. A red circle highlights the 'Add Primary Contact' button. A pop-up window titled 'Find and select committee member' is overlaid on the bottom right, featuring dropdown menus for 'Sponsored by' and 'Serving as', and search fields for 'District', 'Club', 'First Name', 'Family Name', and 'Member ID'. Search, Clear, and Cancel buttons are at the bottom of the pop-up.

Once the names have been selected, you will be taken to the full application.

Answer the questions on each tab of the **Application**, starting with the **Objectives**. Select the activity type. The application will expand to show the questions required for your grant activity.

Objectives Areas of Focus Participants Budget Financing DRFC Authorizations Authorizations

? Click "Save & Exit" at the bottom of any tab to save your progress and return to the application later.

OBJECTIVES

WELCOME TO THE GLOBAL GRANT APPLICATION

Your application has been assigned the reference number GG1310213, which you can use for tracking and when communicating with The Rotary Foundation or colleagues.

PLANNED ACTIVITIES

In a few short sentences, tell us your objectives for this global grant.

Who will benefit from this global grant?

Which of the following activities will this global grant fund? (select all that apply)

- Humanitarian project
- Vocational training team
- Scholarship

Save & Exit Messages Save

Select the **Area of Focus** for your grant. For each area selected, identify which area of focus goals and measures your activity will support.

Objectives	Areas of Focus	Participants	Budget	Financing	DRFC Authorizations	Authorizations
------------	----------------	--------------	--------	-----------	---------------------	----------------

Click "Save & Exit" at the bottom of any tab to save your progress and return to the application later.

AREAS OF FOCUS

Resources

- [Areas of Focus Policy Statements](#)
- [Monitoring and Evaluation Supplement](#)
- [Microcredit Application Supplement](#)

Global grants must support the goals of at least one of Rotary's areas of focus. Select the applicable area(s) of focus and goal(s) that your activity will support:

Area(s) of focus (select all that apply)

Peace and conflict prevention/resolution

Disease prevention and treatment

Water and sanitation

Maternal and child health

Basic education and literacy

Economic and community development

Maternal and child health

Basic education and literacy

Economic and community development

Economic and community development

Which goals will your activity support?

Building the capacity of entrepreneurs, community leaders, local organizations, and community networks to support economic development in impoverished communities

Developing opportunities for productive work

Reducing poverty in underserved communities

Supporting studies for career-minded professionals related to economic and community development

How will you meet these goals?

How will you measure your impact?

Note that global grant sponsors of approved applications will be expected to account for the total number of direct beneficiaries in the final report.


No.	Measure	Measurement Method	Measurement Schedule	Target
<input type="button" value="Add Measure"/>				

Who will be responsible for collecting information for monitoring and evaluation?

On the **Participants** page, enter information about everyone who participates in the grant. Each grant must have a host committee and an international committee of three Rotarians each. Enter information about other individuals or organizations including Rotarians, cooperating organizations, and community members.

If you selected Scholarship or Vocational training team (VTT) as an activity, you will enter those participants name(s) here. The system will email the participants instructions for registering online and completing their portions of the grant application. Please remind scholars and VTT members they must log in using the same email address used in the application

Objectives	Areas of Focus	Participants	Budget	Financing	DRFC Authorizations	Authorizations
------------	----------------	--------------	--------	-----------	---------------------	----------------

 Click "Save & Exit" at the bottom of any tab to save your progress and return to the application later.

GLOBAL GRANT COMMITTEE

The global grant committee should consist of six Rotarians:

- A **host committee** of three Rotarians from the country where the project will take place and
- An **international committee** of three Rotarians from a different country

Add the members of the global grant committee so that they all can view this application. These individuals will receive an email notification that they have been added as committee members for this grant. Rotarians who do not have a valid email address listed in Rotary's membership records will not appear in search results. You can search for Rotarian committee members by name, Rotary Member ID, or club.

Resources

- [Grant Terms and Conditions](#)
- [Grant Management Manual](#)
- [Cooperating Organization MOU](#)
- [Itinerary](#)

PRIMARY CONTACTS


Name	Club	Role	Sponsored by	Serving as	
		(Primary Contact)	Club	International	Remove
		(Primary Contact)	District	Host	Remove

COMMITTEE MEMBERS

Name	Club	Role
Add Host Committee Member		
Add International Committee Member		

Start the **Budget** by entering the local currency and the rate of exchange between that currency and the U.S. dollar. Then begin entering the line items for your budget in local currency. The amounts will automatically be converted to U.S. dollars.

Objectives	Areas of Focus	Participants	Budget	Financing	DRFC Authorizations	Authorizations
------------	----------------	--------------	--------	-----------	---------------------	----------------

 Click "Save & Exit" at the bottom of any tab to save your progress and return to the application later.

BUDGET

Select the local currency for your budget and enter the current rate of exchange to 1 U.S. dollar. Obtain the current RI exchange rate from Rotary's website. If your country is not on the official RI exchange rates list, visit the Oanda or Bloomberg website to obtain the current rate.

Detail your proposed expenses by adding items to the budget. Note that the total budget must be equal to the total financing of your activity.

Resources

- [Grant Terms and Conditions](#)
- [Grant Management Manual](#)
- [RI Exchange Rates](#)
- [Oanda Currency Converter](#)
- [Bloomberg Currency Conversion](#)

Local currency: USD Exchange rate to 1 USD: 1 Change

No.	Description	Supplier	Category	Local cost (USD)	Cost in USD
Add Budget Item				Total budget:	0
				0	0

Export to Excel


SUPPORTING BUDGET DOCUMENTS

Upload any documents, such as price bids or pro forma invoices, to support the expenses listed.

After selecting the document you wish to upload, click "Save" to view the uploaded file on this page.

Enter the contributions for your grant on the **Financing** page. Once you have entered your financing information, the maximum possible World Fund request will automatically be displayed. You will then enter the amount you are requesting. The budget and financing totals must match in order for the application to be submitted. Note: Project sponsors will now have to contribute an additional 5 percent for cash contributions made to The Rotary Foundation for global grant applications submitted on or after 1 July, to offset processing and administrative costs. The additional 5 percent is not required for contributions sent directly to a project's bank account.

Objectives	Areas of Focus	Participants	Budget	Financing	DRFC Authorizations	Authorizations
------------	----------------	--------------	--------	------------------	---------------------	----------------

 Click "Save & Exit" at the bottom of any tab to save your progress and return to the application later.

FINANCING

The Rotary Foundation funds global grants from the World Fund, and awards range from US\$15,000 to US\$200,000. The Foundation matches cash contributions at 50 percent and District Designated Fund (DDF) contributions at 100 percent. The Foundation will also match non-Rotarian contributions toward a grant, provided they do not come from a cooperating organization or a beneficiary.

To determine the World Fund match for your global grant, list all sources of funding, specifying contributions from cash, DDF, and other sources. Non Rotarian contributions with no match from TRF can be included in the grant financing if they are being used to purchase grant budget items. These contributions should not be sent to TRF. Note that the total financing must be equal to the total budget of your activity.

*NOTE: Any grant cash contributions sent to TRF must include an additional 5% to support processing expenses.

After you have added all funding sources and the requested World Fund match, click "Save" to save your grant financing.

Funding Method	Organization	Amount (USD)	Extra support*	Contribution + Extra support*
<input type="button" value="Add Funding Source"/>				

Funding Summary

World Fund match maximum: <u>\$0.00</u>		<input type="button" value="Edit"/>
Financing subtotal (matched contributions + World Fund):	\$0.00	

On the **DRFC Authorizations** page, the district Rotary Foundation committee chairs will authorize the application. If District Designated Funds are being used, the district Rotary Foundation committee chair and district governor will authorize their use.

Objectives	Areas of Focus	Participants	Budget	Financing	DRFC Authorizations	Authorizations
------------	----------------	--------------	--------	-----------	---------------------	----------------

? Click "Save & Exit" at the bottom of any tab to save your progress and return to the application later.

AUTHORIZATIONS

The Foundation Trustees require that the district Rotary Foundation chairs (DRFC) from both the host and international sponsor districts certify this global grant application is complete.

DRFC Authorizations

Role	Name	Authorization Status	Authorization Date
District Rotary Foundation Chair (DRFC)			
District Rotary Foundation Chair (DRFC)			

DDF Authorizations

Role	District	Name	Authorization Status	Authorization Date
District Rotary Foundation Chair (DRFC)				
District Governor (DG)				


On behalf of the committee, I hereby certify that, to the best of my knowledge and ability, this global grant application is complete, meets all Foundation guidelines, is eligible for funding, and is sponsored by two qualified clubs/districts.

[Authorize](#)

On the **Authorizations** page an error message will appear in red if any information is missing or incorrect.

The last step is to review the grant application before saving. Once you agree to the terms and conditions and authorize the application, an email notification will be sent to all other Rotarians whose authorizations are required.

Objectives	Areas of Focus	Participants	Budget	Financing	DRFC Authorizations	Authorizations
------------	----------------	--------------	--------	-----------	---------------------	----------------

 Click "Save & Exit" at the bottom of any tab to save your progress and return to the application later.

Review your objectives, participants, budget, and financing to confirm this information is complete before authorizing. Each individual listed below must authorize this global grant application before it can be submitted to The Rotary Foundation.

After the first authorization, the application will be locked for editing. Any subsequent changes can be made by unlocking the application, but this will cancel existing primary contact and DRFC authorizations.

Application Authorization

By submitting this global grant application, we agree to the following:

1. All information contained in this application is, to the best of our knowledge, true and accurate, and we intend to implement the activities as presented in this application.
2. The club/district agrees to undertake these activities as a club/district.
3. We will ensure all cash contributions (as detailed in the grant financing) will be forwarded to The Rotary Foundation (TRF) or sent directly to the global grant bank account after Trustee approval of the grant.
4. Rotary International (RI) and TRF may use information contained in this application to promote the activities by various means such as The Rotarian, the RI international convention, R/MI: The Rotarian Video Magazine, etc.

The following issues must be resolved before this grant can be authorized and submitted:

- You must select at least one area of focus.**
- Your budget has not met the minimum requirement of \$30,000.**
- The total budget is not equal to the total financing.**
- The requested World Fund match amount should be at least \$15,000 and no more than \$200,000.**
- You must identify two secondary host committee members.**
- You must identify two secondary international committee members.**

Primary Contact Authorizations

Primary contact authorizations are still pending.

If you have a question at any time during the application process, click **Message** to communicate with a Rotary staff member. You will be notified when staff has replied in the application, and a log of the communication between Rotarians and staff is recorded and can be viewed.

The screenshot shows the 'Objectives' tab of the Global Grant Application Process. At the top, there are navigation tabs: Objectives, Areas of Focus, Participants, Budget, Financing, DRFC Authorizations, and Authorizations. Below the tabs, a help icon and text state: 'Click "Save & Exit" at the bottom of any tab to save your progress and return to the application later.'

OBJECTIVES

WELCOME TO THE GLOBAL GRANT APPLICATION

Your application has been assigned the reference number GG1422328, which you can use for tracking and when communicating with The Rotary Foundation or colleagues.

Resources

- [Grant Terms and Conditions](#)
- [Grant Management Manual](#)

PLANNED ACTIVITIES

In a few short sentences, tell us your objectives for this global grant.

Who will benefit from this global grant? Provide the estimated number of direct beneficiaries.

Which of the following activities will this global grant fund? (select all that apply)

- Humanitarian project
- Vocational training team
- Scholarship

Humanitarian project

At the bottom of the page, there are three buttons: 'Save & Exit', 'Messages' (circled in red), and 'Save'.

The screenshot shows the 'Messages' interface. At the top, there is a 'Messages' tab. Below the tab, the text reads: 'You may use this space to submit additional information about your grant or send messages to Foundation staff.'

Message History

Below the message history is an 'Add Message' section with a text input field.

Upload Documents:

Multiple Files... Single File...

At the bottom right, there is a 'Send' button.